

DC-27

A Few Inches Makes a Big Difference



DC-27

IMPROVE YOUR OFFICE



Adding a sleeper to an existing tractor can be impossible due to the swing clearance of your trailer. We have designed the DC-27 to give you as much room inside for a comfortable night's sleep without using up your valuable frame space. The DC-27's ultra light panel construction adds less than 200 lb. to your GVW.



DC-27

Big Benefits in a Small Package



The DC-27 Sleeper lets you add a comfortable 24" legal width mattress. Drivers can access the side compartments inside and out and store items under the open center section. The DC-27 interior has designed to be customized any way you like it.

DC-27

Big Benefits in a Small Package

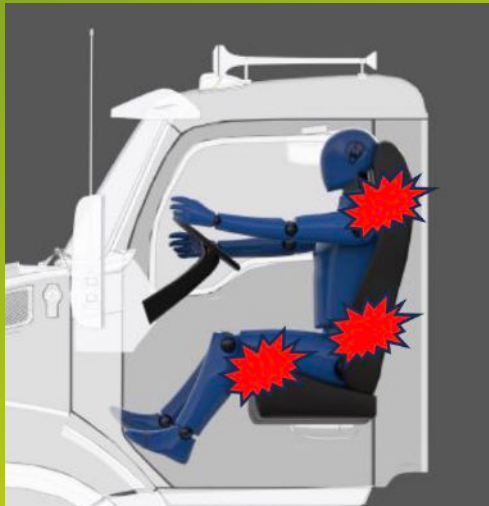


Adding sleeper to a medium duty truck changes the game. The DC-27 gives your remote working trucks more flexibility. Add a sleeper when you are moving furniture into the next state and say good by to hotel rooms.



DC-27

LAY BACK AND RELAX



Drivers work long hours, and their days get longer when their trucks are not comfortable. Giving your drivers more room reduces aches and pains that can lead to chronic health issues.

More seat recline angle that eliminates that uncomfortable straight up and down driving position.

Maximum leg room to stretch out long legs and a little more body room between you and the steering wheel.



DC-27

Rest Bunk Options



Side Access Doors
Large 13" x 13" side doors are standard for the DC-27 but can be omitted if required or located on the back wall when converting side fairing units.

Large side windows can be added to provide better visibility.



Painted end cap trim



Stainless end cap trim

Stainless rear light bar works with side trim or side fairings.

Note: Due to height restriction to frame this option is not available on Peterbilt and Kenworth medium duty models




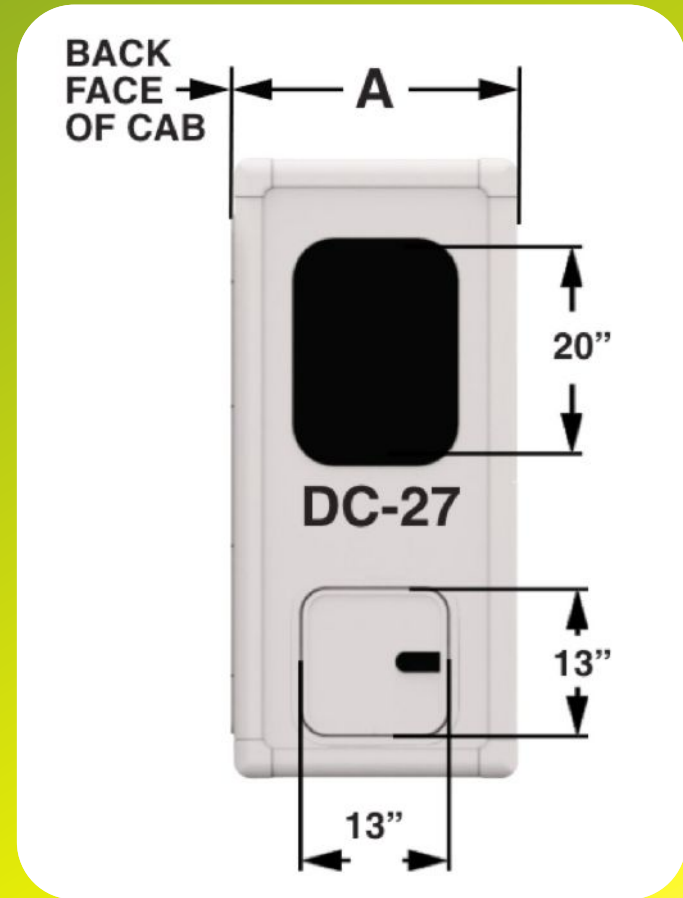
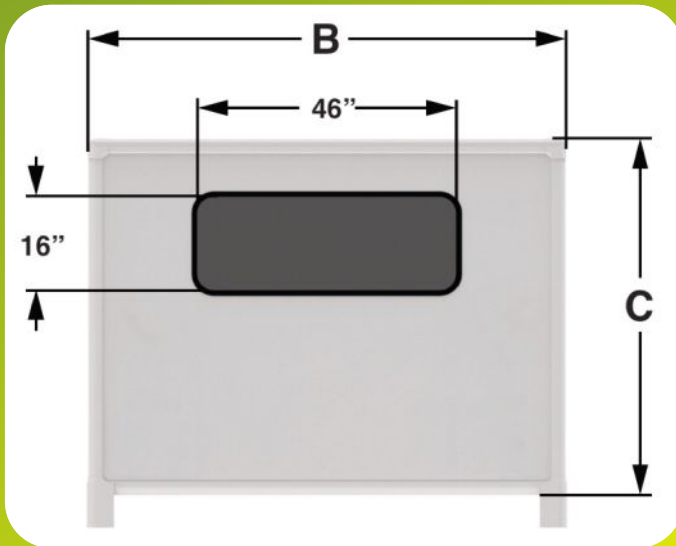
The DC-27 offers great under bunk access with a split cabinet lid. This allows you to access both the compartments and open center section



DC-27 Details & Dimensions



DC-27			
	A	B	C
PACCAR New Cab	27'	81.75"	59.75"
Cascadia/X series	27'	87"	67"
WST constellation	27.5"	78"	64.5"
Kenworth Old Cab	27.5"	78"	64.5"
Peterbilt 3 series	27'	78"	64.5"



DC-27

Calculate Your Swing Clearance

