

DC-16

A Few Inches Makes a Big Difference



DC-16

IMPROVE YOUR OFFICE




The DC-16 is an excellent option for vocational customers seeking more working room in the cab and dry storage. The DC-16 can be equipped with side door access to keep items warm and easily accessible to drivers from the ground. The DC-16 side doors are 18" tall, allowing larger items like overnight bags and clothing and equipment to be easily stowed. The DC-16 also offers a variety of cabinet options and can be ordered empty so you can build custom cabinets to suit your needs. allowing storing long items such as spray wands. The DC-16 is safer as well, reducing slip hazards by eliminating the need to constitutently climbing in and out the cab.

DC-16

Big Benefits in a Small Package



The DC-16 adds 32 cu ft of customizable cab space and weighs in at less than 140 lbs installed. fully optional. The DC-16 offers optional interior cabinets to suit your needs. Individual cabinets on either side allow storage in the middle area. The through cabinet option provides a continuous space from side to side accessible from inside or outside the cab. The floor areas can be easily modified to be waterproof, allowing drivers to wash the interior.



DC-16

Options



Side Access Doors
Large 7" x 18"
tall side doors can be
added on either side



Painted end cap trim



**Individual
side cabinets**



Stainless end cap trim



**Through cabinet
with dual inside
access lids**




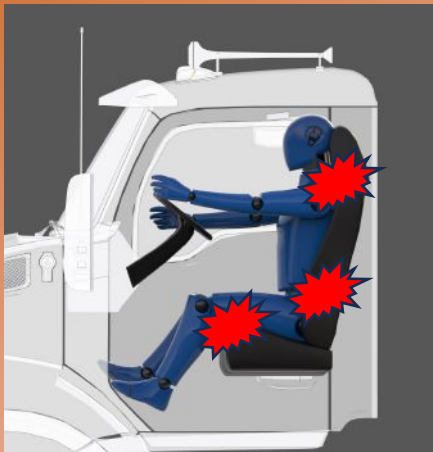
**Stainless rear light bar
works with side trim or
side fairings.**
*Note: Due to height
restriction to frame this
option is not available on
Peterbilt and Kenworth
medium duty models*

DC-16

Enjoy The Ride



Your drivers work long hours, and their days get longer when their truck is uncomfortable. Giving your drivers more room reduces aches and pains leading to chronic health issues and attracts hard-to-find drivers to work for you.



Like all DC-Max models, the DC-16 seat recline angle eliminates that uncomfortable straight-up-and-down driving position for large drivers.

Maximum leg room to stretch out long legs and a little more body room between you and the steering wheel.



DC-16 Details & Dimensions



DC-16			
	A	B	C
PACCAR New Cab	17.5"	81.75"	59.75"
Cascadia/X series	17.5"	87"	67"
WST constellation	18"	78"	64.5"
Kenworth Old Cab	18"	78"	64.5"
Peterbilt 3 series	17.5"	78"	64.5"

